



Institute of Informatics & Communication
(IIC)

University of Delhi

Students' Experience Survey
Internal Quality Assurance Cell (IQAC)

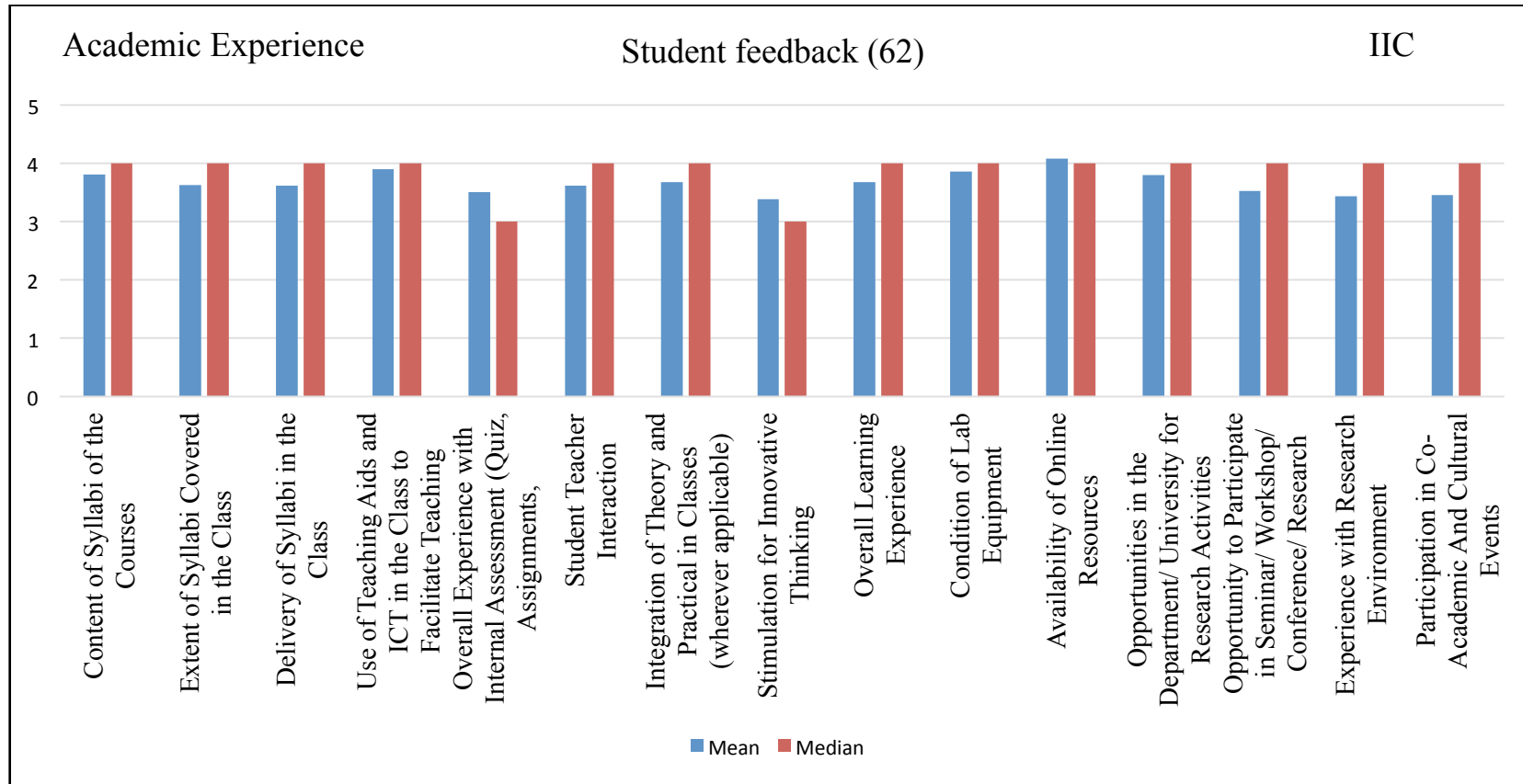
March-April 2018

Table of Contents

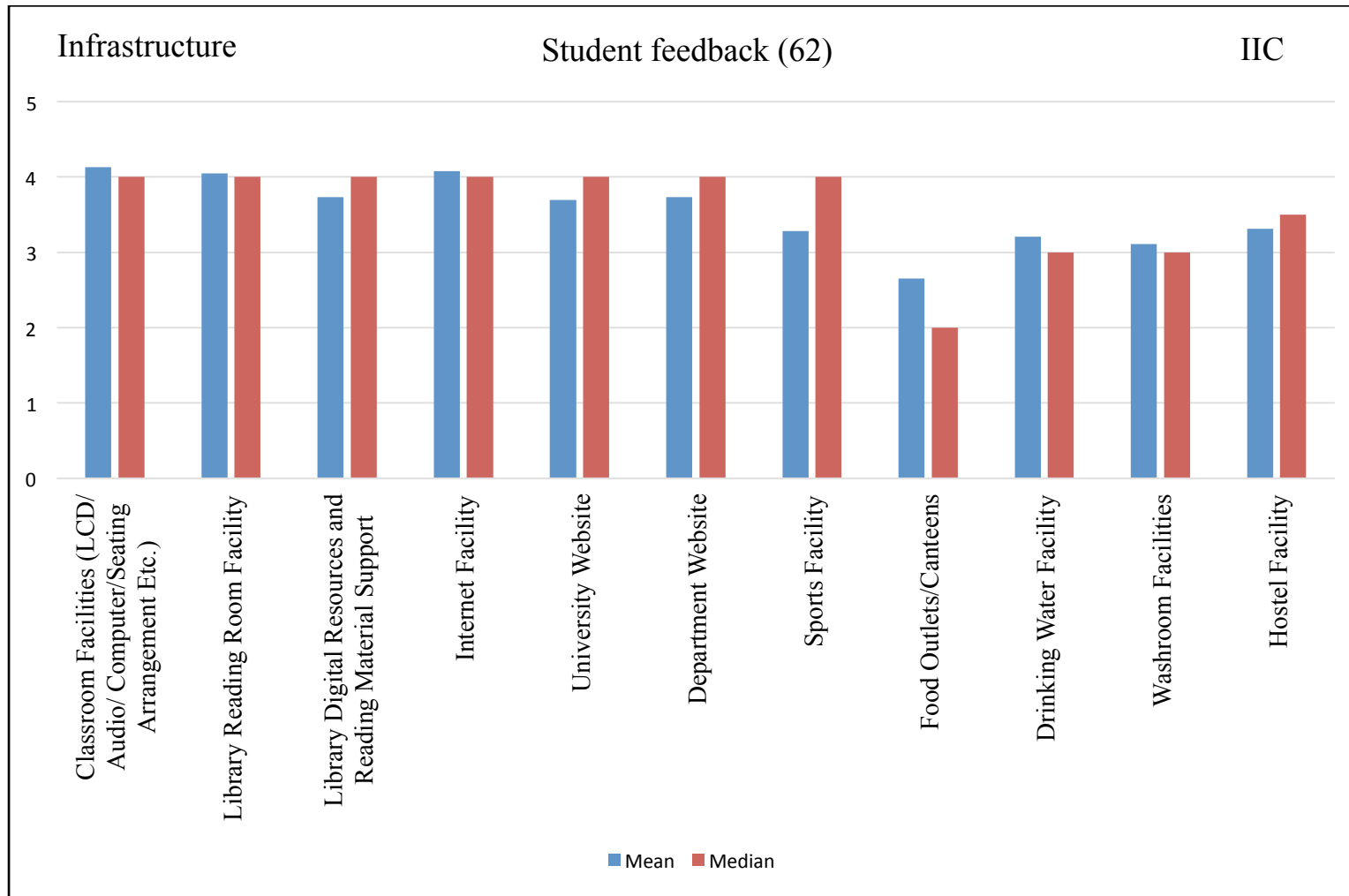
1.	Student Feedback: Bar Charts	
	<i>Academic Experience</i>	1
	<i>Infrastructure</i>	2
	<i>Support System</i>	3
	<i>Skills/Competencies Developed During Course of Study</i>	4
2.	Student Feedback (Arranged by Attendance): Bar Charts	
	<i>Academic Experience</i>	5
	<i>Infrastructure</i>	7
	<i>Support System</i>	9
	<i>Skills/Competencies Developed During Course of Study</i>	11
2.	Student Feedback: Pie Chart	
	<i>“Would you recommend this university to others?”</i>	13
3.	Table 1: Mean, Median, SD, Minimum, Maximum Value for Each Question	14
4.	Table 2: Frequency Distribution in Levels	16
5.	Table 3: Frequency Distribution in Percentage	18
6.	Verbatim Responses	20

Student Feedback

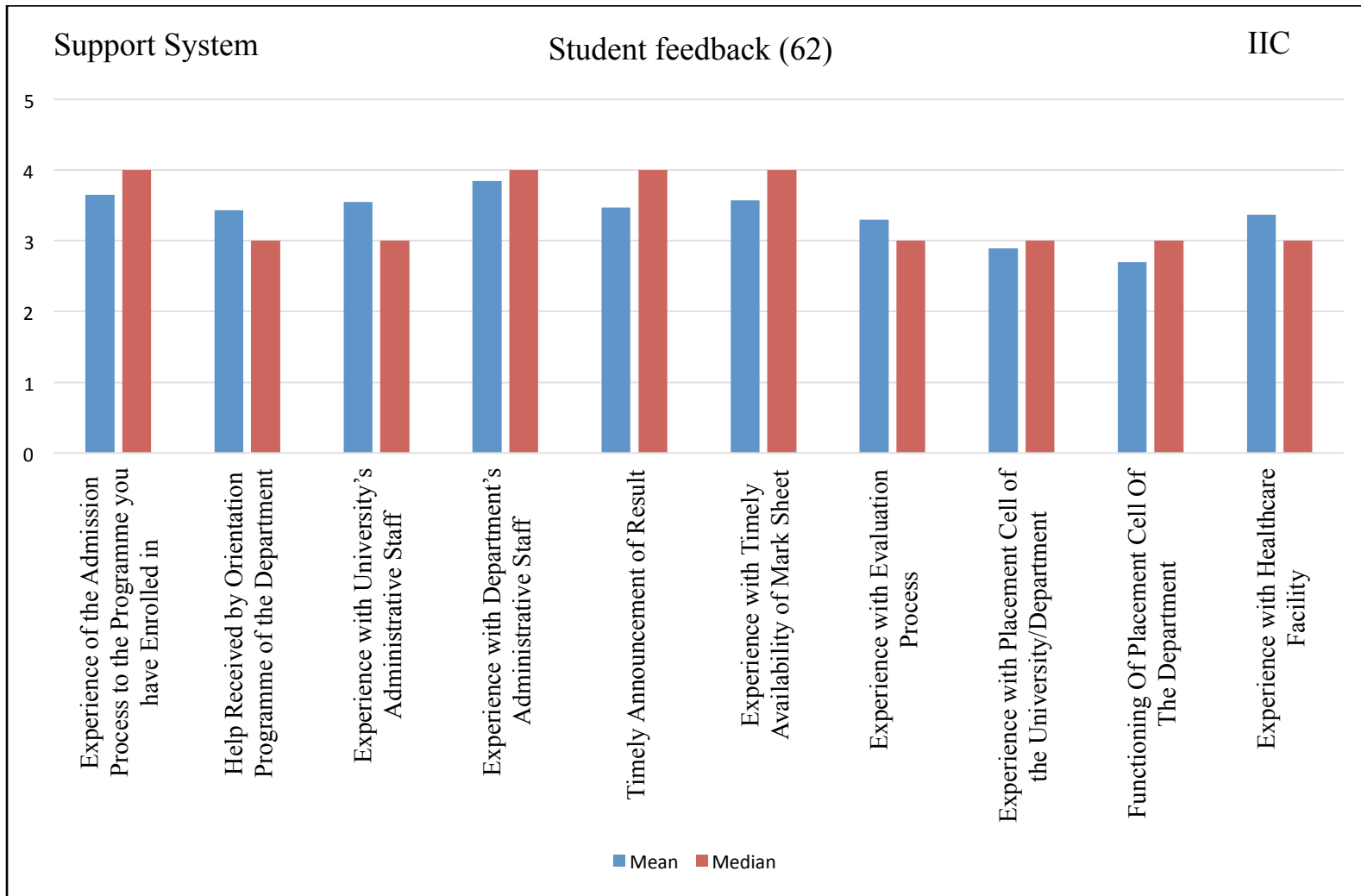
Academic Experience



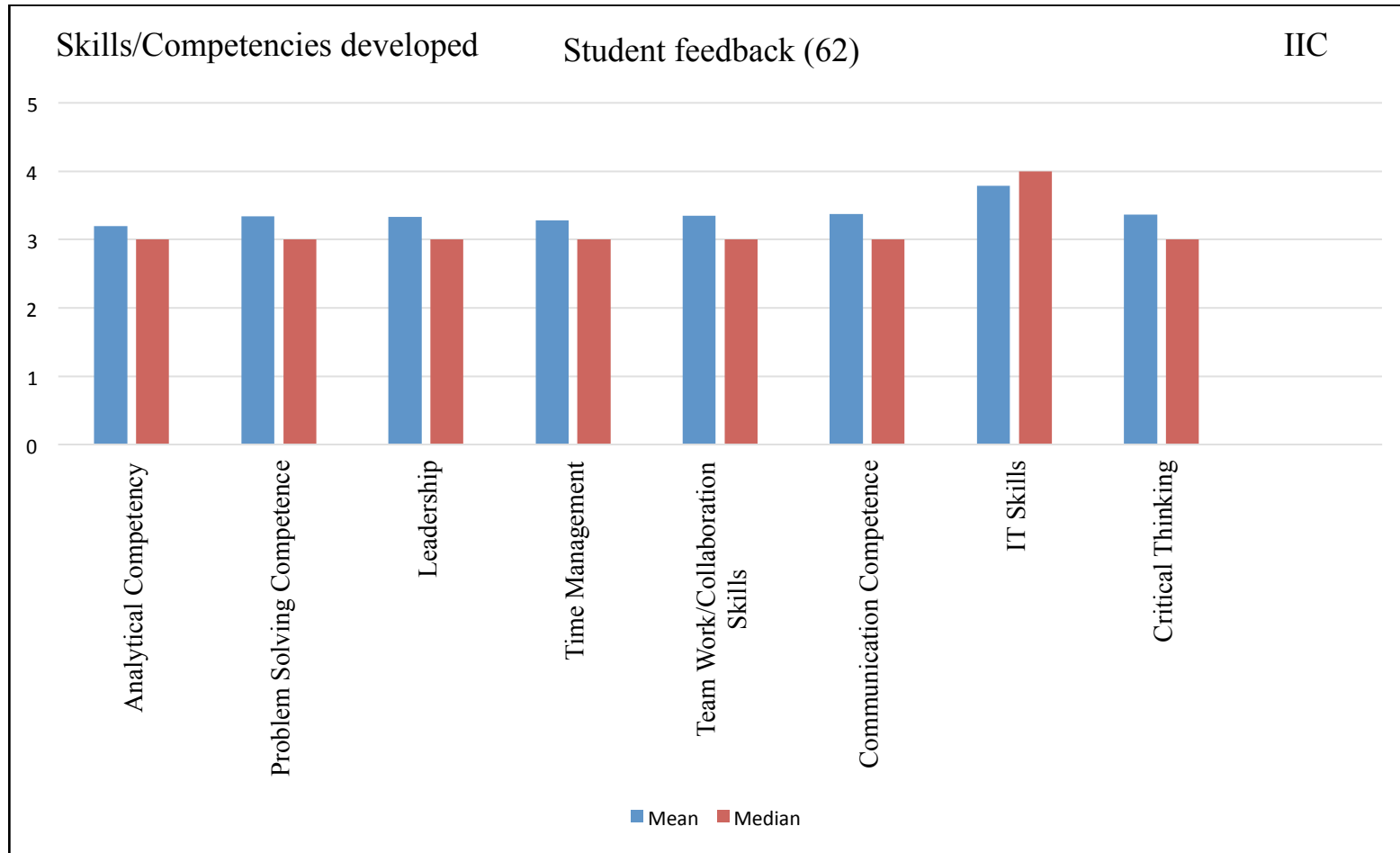
Infrastructure



Support System

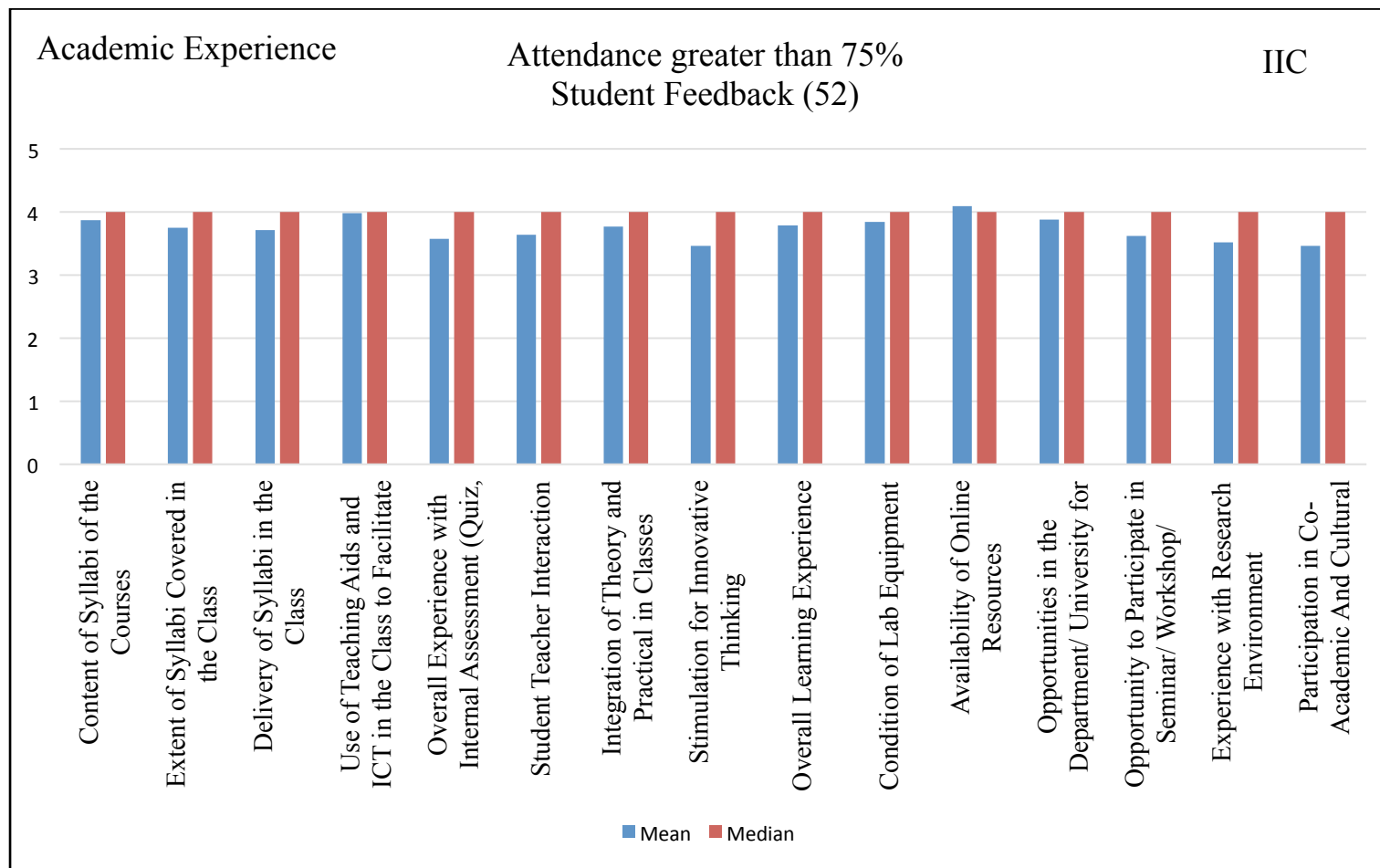


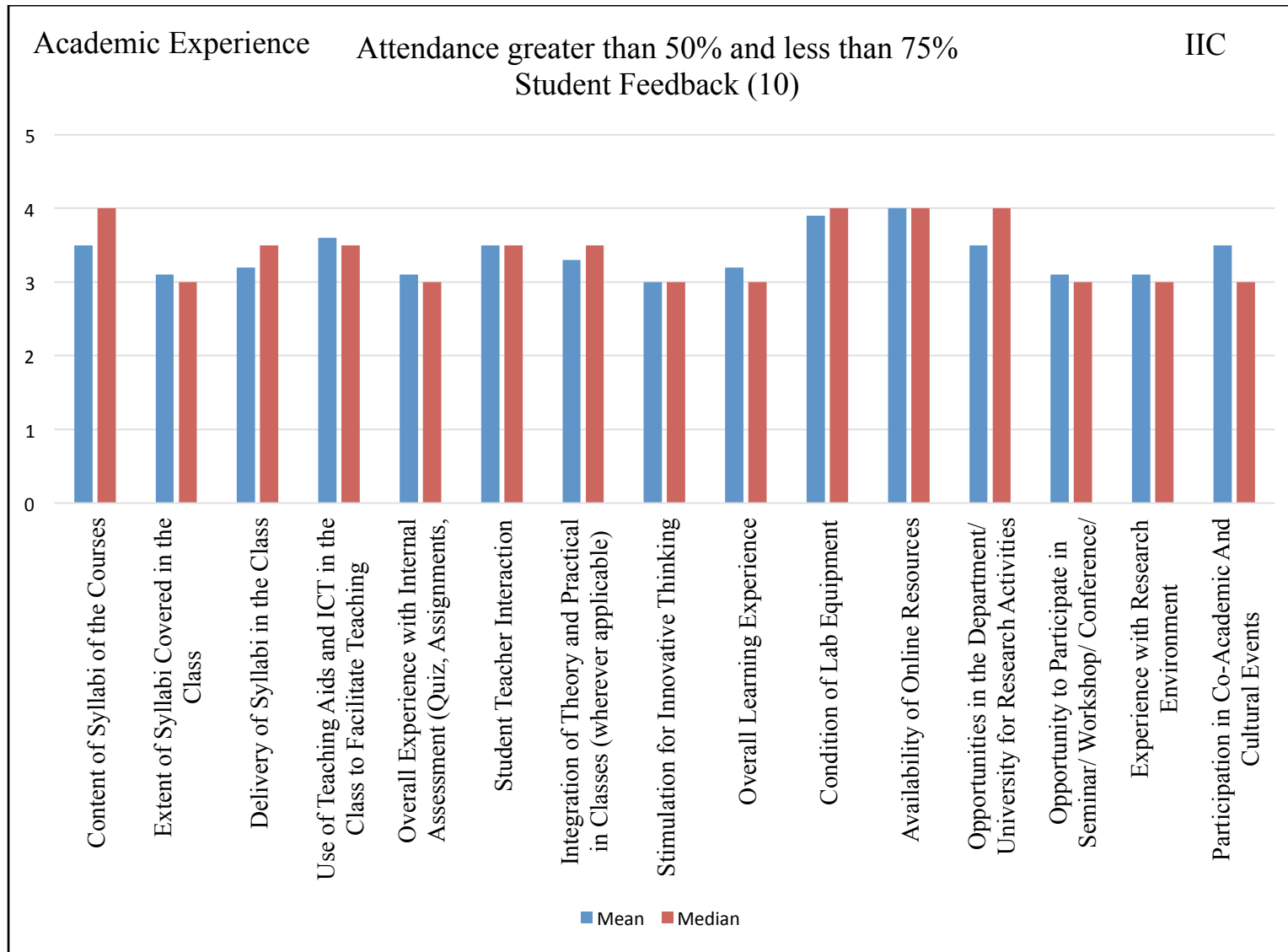
Skills/Competencies Developed During Course of Study



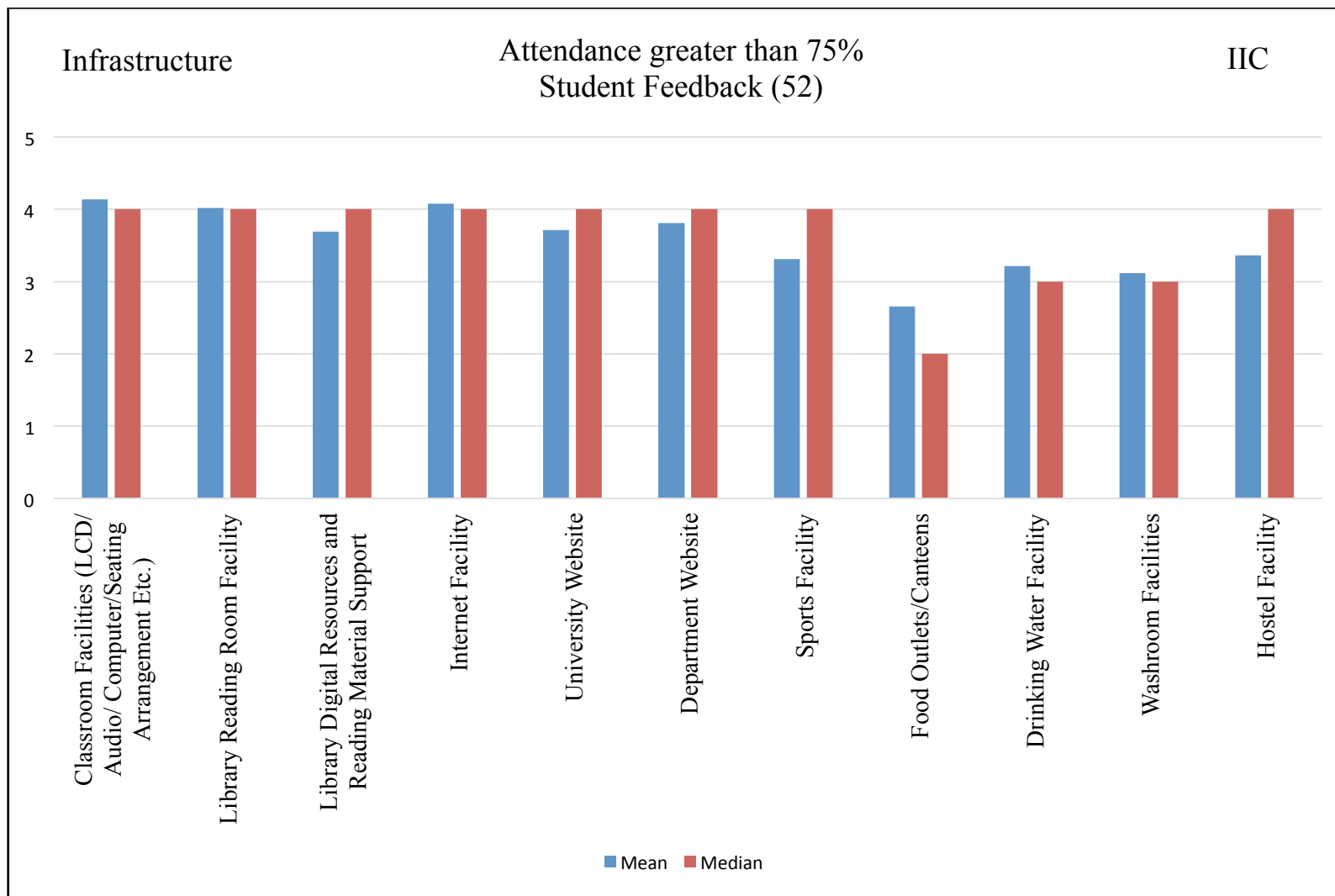
Student Feedback as per Attendance

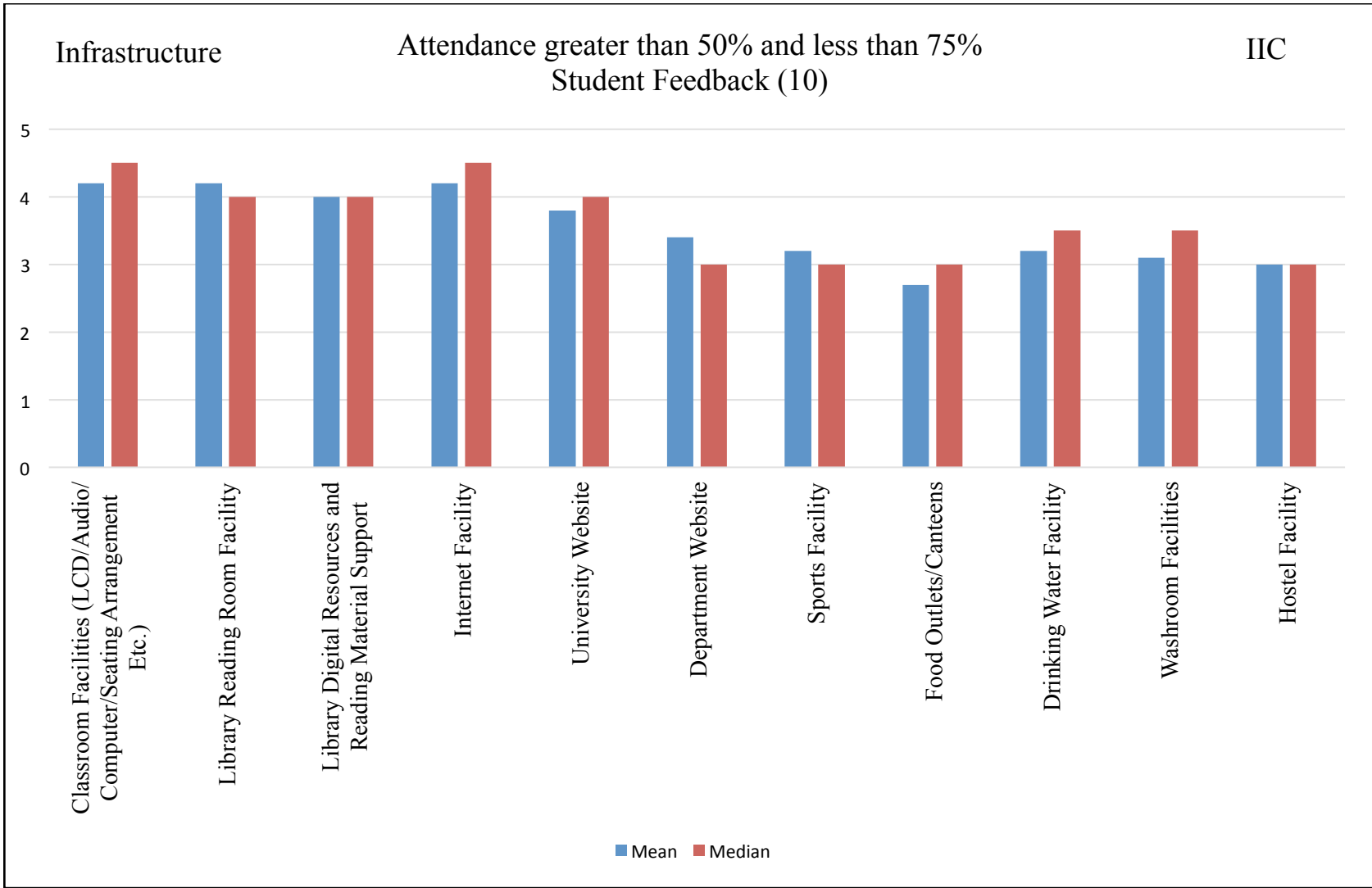
Academic Experience



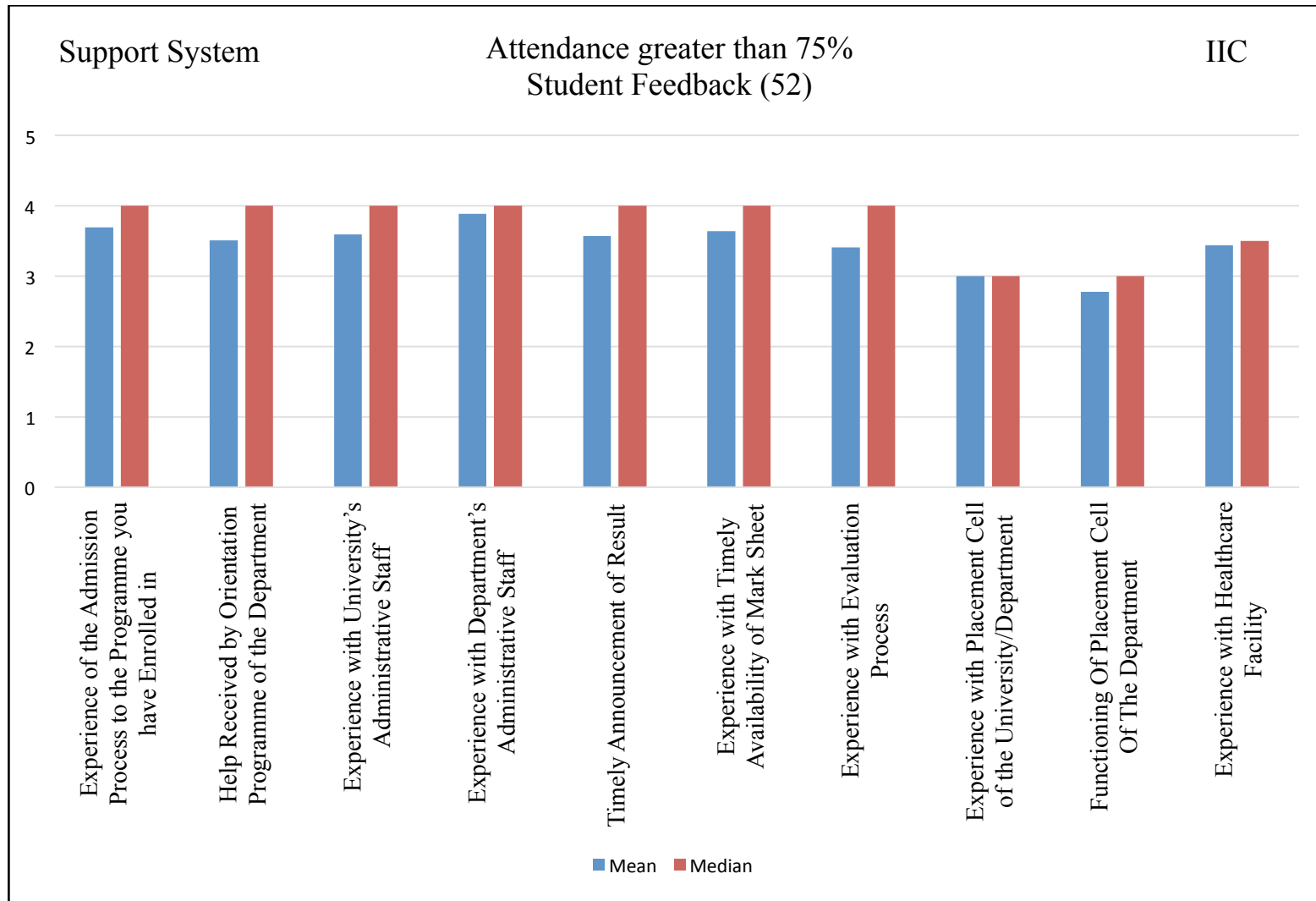


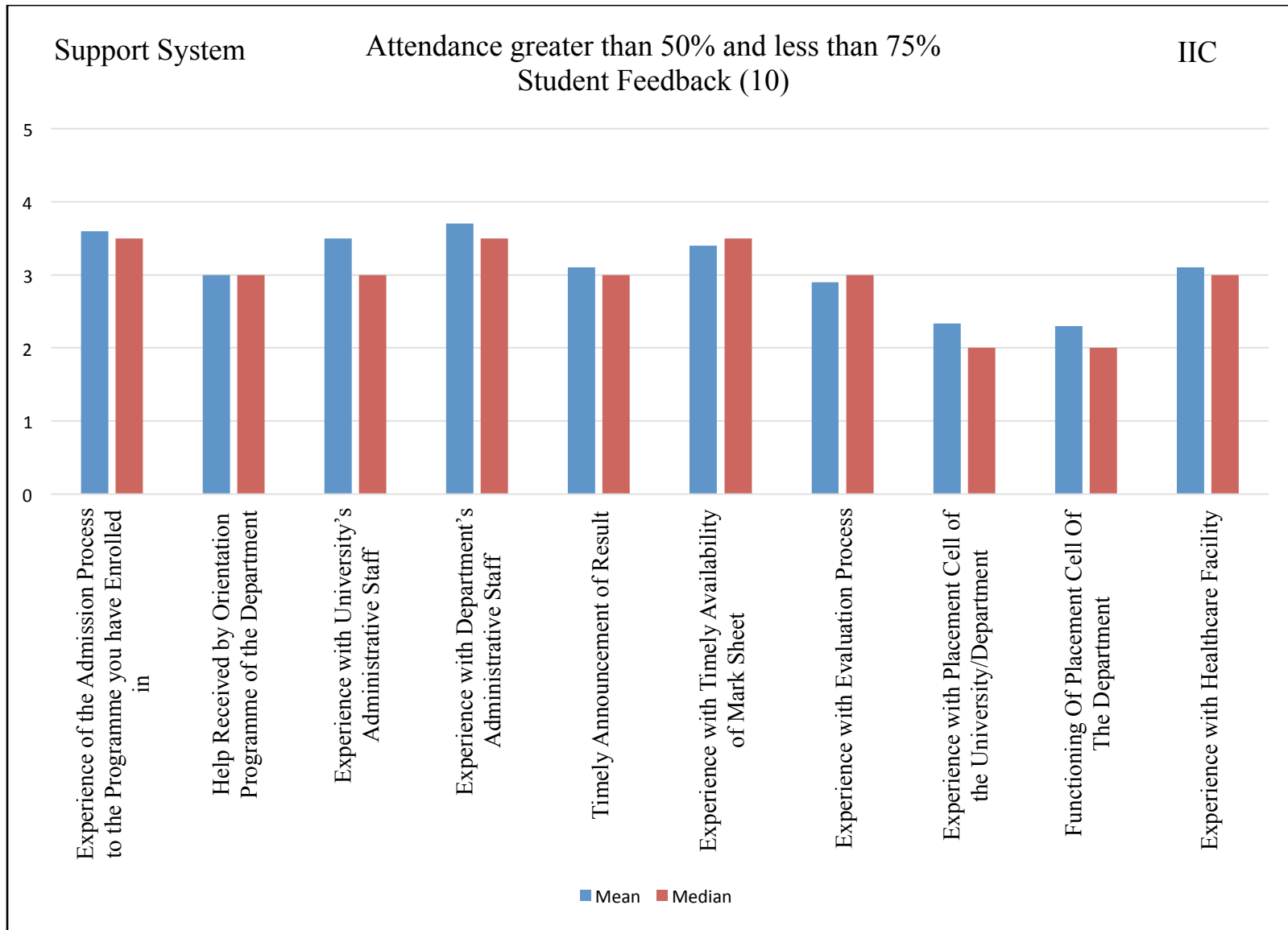
Infrastructure



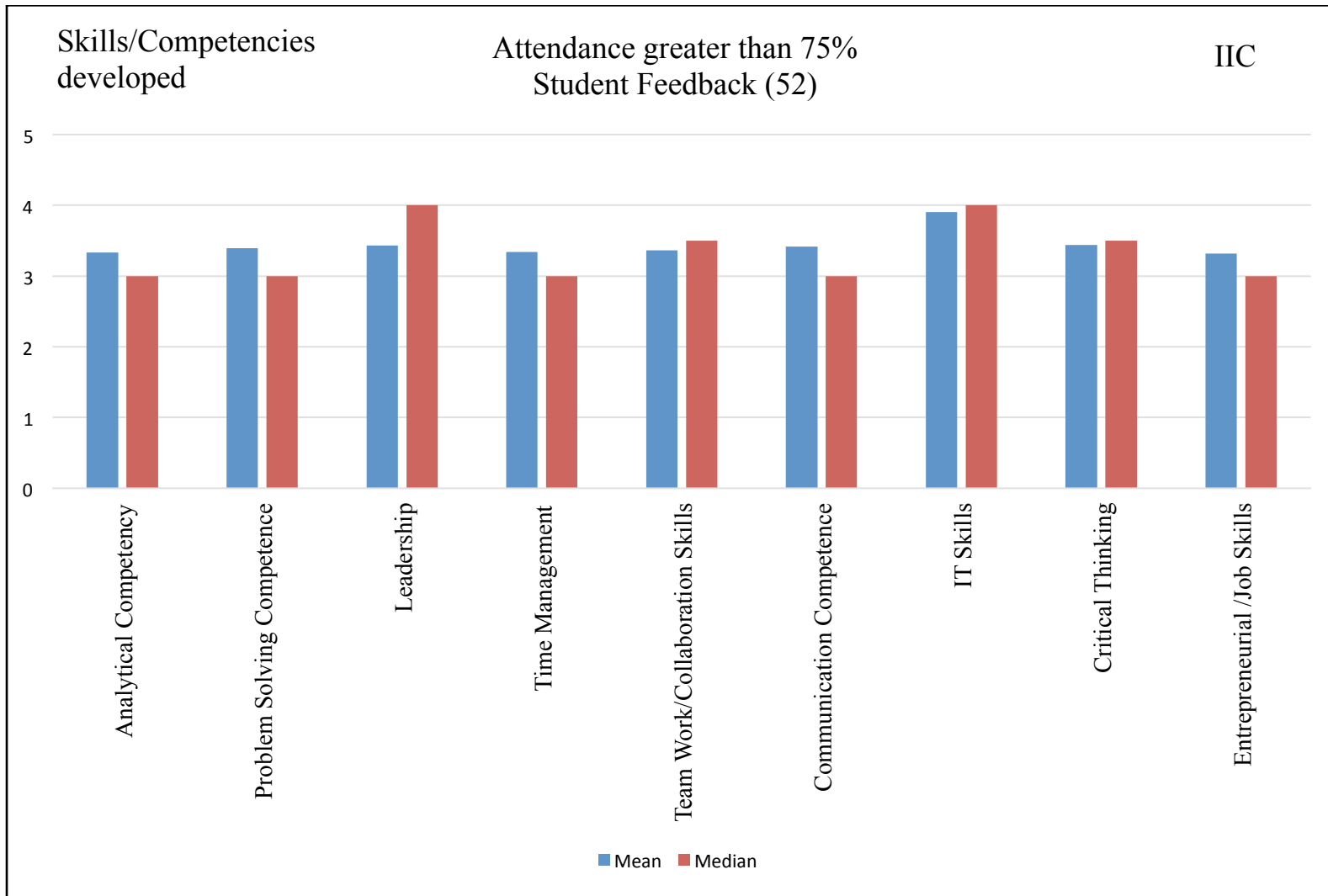


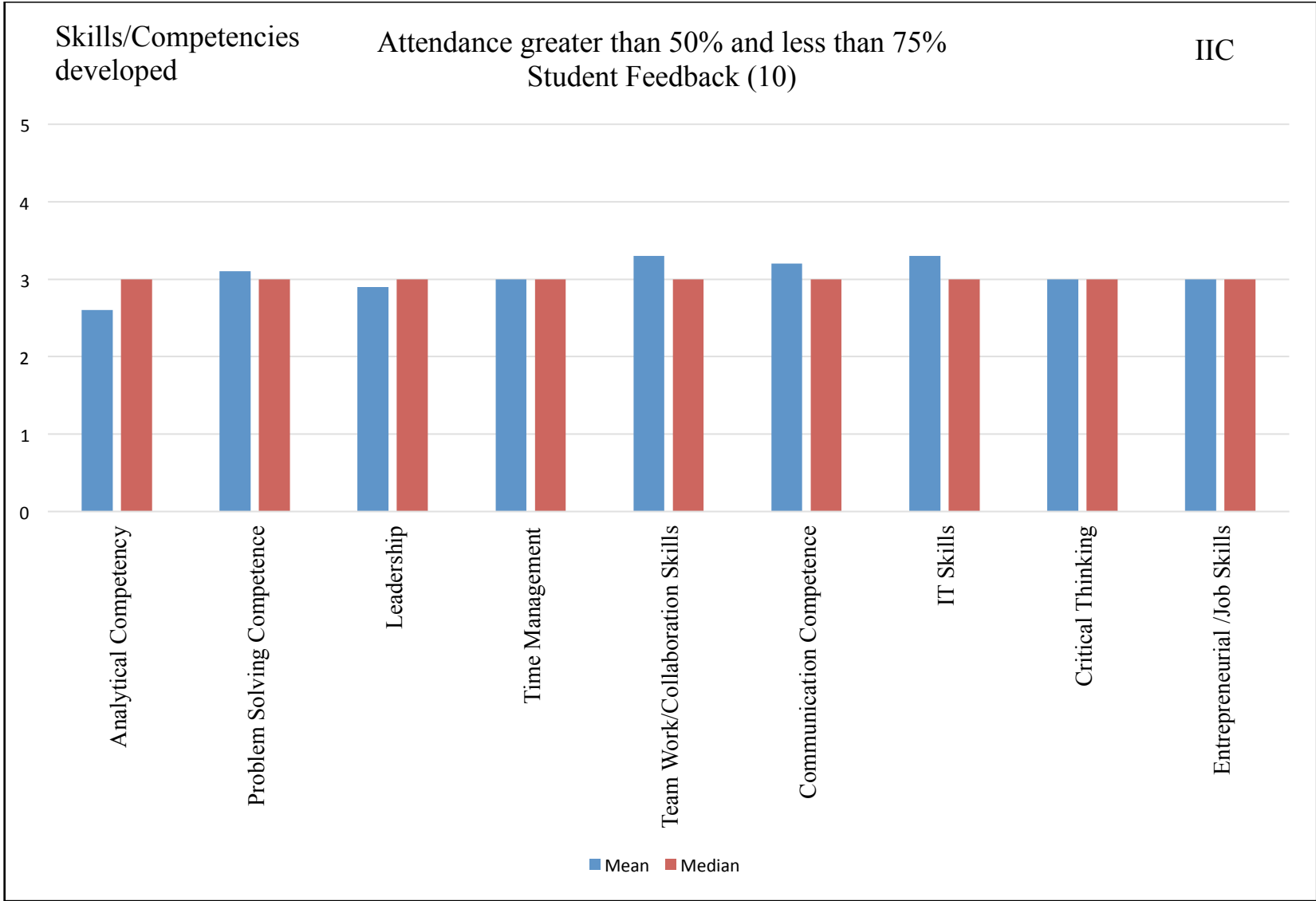
Support System





Skills/Competencies Developed during Course of Study





Student Feedback on “Would you recommend this university to others?”

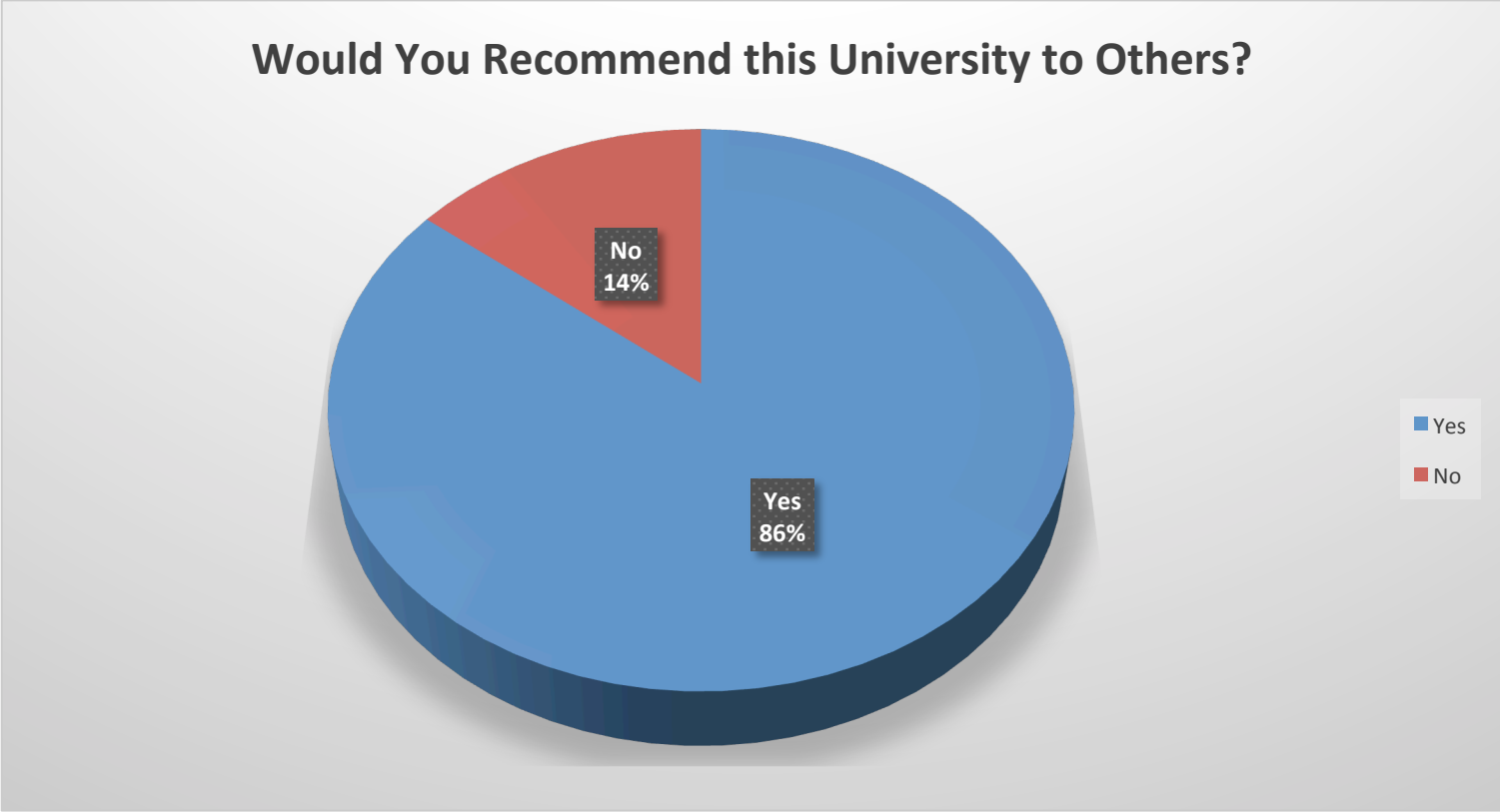


TABLE 1: Mean, Median, Standard Deviation, Minimum, Maximum Value for Each Question (N=62)

S.No	Category	Mean	Median	Standard Deviation	Minimum	Maximum
A.	Academic Experience					
1	Content of Syllabi of the Courses	3.81	4.00	0.91	1.00	5.00
2	Extent of Syllabi Covered in the Class	3.63	4.00	1.00	1.00	5.00
3	Delivery of Syllabi in the Class	3.62	4.00	0.98	1.00	5.00
4	Use of Teaching Aids and ICT in the Class to Facilitate Teaching	3.90	4.00	1.00	1.00	5.00
5	Overall Experience with Internal Assessment (Quiz, Assignments, Presentations etc.)	3.51	3.00	0.94	1.00	5.00
6	Student Teacher Interaction	3.62	4.00	1.16	1.00	5.00
7	Integration of Theory and Practical in Classes (wherever applicable)	3.68	4.00	1.15	1.00	5.00
8	Stimulation for Innovative Thinking	3.38	3.00	1.20	1.00	5.00
9	Overall Learning Experience	3.68	4.00	1.09	1.00	5.00
10	Condition of Lab Equipment	3.86	4.00	1.10	1.00	5.00
11	Availability of Online Resources	4.08	4.00	0.96	1.00	5.00
12	Opportunities in the Department/ University for Research Activities	3.80	4.00	1.10	1.00	5.00
13	Opportunity to Participate in Seminar/ Workshop/ Conference/ Research Projects	3.52	4.00	1.18	1.00	5.00
14	Experience with Research Environment	3.44	4.00	1.11	1.00	5.00
15	Participation in Co-Academic And Cultural Events	3.46	4.00	1.08	1.00	5.00
	Overall	3.67				
B.	Infrastructure					
16	Classroom Facilities (LCD/Audio/ Computer/Seating Arrangement Etc.)	4.13	4.00	1.02	1.00	5.00
17	Library Reading Room Facility	4.05	4.00	0.97	2.00	5.00
18	Library Digital Resources and Reading Material Support	3.73	4.00	1.22	1.00	5.00
19	Internet Facility	4.08	4.00	1.07	1.00	5.00
20	University Website	3.70	4.00	1.06	1.00	5.00
21	Department Website	3.73	4.00	1.01	1.00	5.00
22	Sports Facility	3.29	4.00	1.27	1.00	5.00
23	Food Outlets/Canteens	2.65	2.00	1.09	1.00	5.00

24	Drinking Water Facility	3.21	3.00	1.25	1.00	5.00
25	Washroom Facilities	3.11	3.00	1.17	1.00	5.00
26	Hostel Facility	3.32	3.50	1.13	1.00	5.00
	Overall	3.54				
C.	Support System					
27	Experience of the Admission Process to the Programme you have Enrolled in	3.65	4.00	1.04	1.00	5.00
28	Help Received by Orientation Programme of the Department	3.43	3.00	1.08	1.00	5.00
29	Experience with University's Administrative Staff	3.55	3.00	1.04	1.00	5.00
30	Experience with Department's Administrative Staff	3.84	4.00	0.98	1.00	5.00
31	Timely Announcement of Result	3.47	4.00	0.95	1.00	5.00
32	Experience with Timely Availability of Mark Sheet	3.57	4.00	1.02	1.00	5.00
33	Experience with Evaluation Process	3.30	3.00	1.08	1.00	5.00
34	Experience with Placement Cell of the University/Department	2.89	3.00	1.17	1.00	5.00
35	Functioning Of Placement Cell Of The Department	2.70	3.00	1.19	1.00	5.00
36	Experience with Healthcare Facility	3.37	3.00	0.92	1.00	5.00
	Overall	3.38				
D.	Skills/Competencies Developed During Course of Study					
37	Analytical Competency	3.20	3.00	1.03	1.00	5.00
38	Problem Solving Competence	3.34	3.00	1.05	1.00	5.00
39	Leadership	3.33	3.00	1.06	1.00	5.00
40	Time Management	3.28	3.00	0.98	1.00	5.00
41	Team Work/Collaboration Skills	3.35	3.00	1.09	1.00	5.00
42	Communication Competence	3.38	3.00	0.99	1.00	5.00
43	IT Skills	3.79	4.00	1.06	1.00	5.00
44	Critical Thinking	3.36	3.00	0.99	1.00	5.00
45	Entrepreneurial /Job Skills					
	Overall	3.38				
E.	Overall University Experience					
46	Your Overall Academic Experience	3.62	4.00	1.09	1.00	5.00

TABLE 2: Frequency Distribution in Levels (N=62)

S.No	Category	Below Average	Average	Good	Very Good	Excellent	Don't Know	Not Applicable
A.	Academic							
1	Content of Syllabi of the Courses	1	3	18	26	15	0	0
2	Extent of Syllabi Covered in the Class	2	6	17	25	12	0	0
3	Delivery of Syllabi in the Class	1	7	20	22	13	0	0
4	Use of Teaching Aids and ICT in the Class to Facilitate Teaching	1	4	17	19	22	0	0
5	Overall Experience with Internal Assessment (Quiz, Assignments, Presentations etc.)	1	7	24	21	10	0	0
6	Student Teacher Interaction	2	11	14	18	18	0	0
7	Integration of Theory and Practical in Classes (wherever applicable)	4	5	16	20	18	0	0
8	Stimulation for Innovative Thinking	4	12	17	16	14	0	0
9	Overall Learning Experience	2	8	14	22	16	0	0
10	Condition of Lab Equipment	2	6	13	20	22	0	0
11	Availability of Online Resources	1	2	15	18	27	0	0
12	Opportunities in the Department/ University for Research Activities	3	4	14	21	19	0	0
13	Opportunity to Participate in Seminar/ Workshop/ Conference/ Research Projects	4	9	15	20	15	0	0
14	Experience with Research Environment	3	9	15	20	10	0	0
15	Participation in Co-Academic And Cultural Events	4	7	18	24	10	0	0
B.	Infrastructure							
16	Classroom Facilities (LCD/Audio/ Computer/Seating Arrangement Etc.)	2	2	11	19	29	0	0
17	Library Reading Room Facility	0	6	10	22	25	0	0
18	Library Digital Resources and Reading Material Support	4	7	13	17	22	0	0
19	Internet Facility	3	2	10	20	28	0	0
20	University Website	2	6	18	20	17	0	0
21	Department Website	1	7	16	23	16	0	0
22	Sports Facility	9	7	14	23	10	0	0

23	Food Outlets/Canteens	9	23	14	15	2	0	0
24	Drinking Water Facility	7	12	16	17	11	0	0
25	Washroom Facilities	7	12	18	19	7	0	0
26	Hostel Facility	3	6	10	14	5	0	0
C.	Support System							
27	Experience of the Admission Process to the Programme you have Enrolled in	2	6	19	21	15	0	0
28	Help Received by Orientation Programme of the Department	3	7	21	16	11	0	0
29	Experience with University's Administrative Staff	2	6	24	16	14	0	0
30	Experience with Department's Administrative Staff	1	4	18	21	19	0	0
31	Timely Announcement of Result	1	9	20	24	8	0	0
32	Experience with Timely Availability of Mark Sheet	1	9	19	21	13	0	0
33	Experience with Evaluation Process	3	12	17	20	8	0	0
34	Experience with Placement Cell of the University/Department	9	11	18	15	4	0	0
35	Functioning Of Placement Cell Of The Department	11	16	18	10	5	0	0
36	Experience with Healthcare Facility	1	9	22	21	6	0	0
D.	Skills/Competencies Developed During Course of Study							
37	Analytical Competency	3	9	25	12	7	0	0
38	Problem Solving Competence	3	6	29	10	11	0	0
39	Leadership	2	12	19	18	9	0	0
40	Time Management	2	10	25	17	7	0	0
41	Team Work/Collaboration Skills	4	8	23	18	10	0	0
42	Communication Competence	2	8	25	17	9	0	0
43	IT Skills	1	7	16	18	20	0	0
44	Critical Thinking	2	9	23	19	8	0	0
45	Entrepreneurial /Job Skills	4	7	24	21	5	0	0
E.	Overall University Experience							
46	Your Overall Academic Experience	2	9	15	22	15	0	0

TABLE 3: Frequency Distribution in Percentage (N=62)

S.No	Category	Below Average	Average	Good	Very Good	Excellent	Don't Know	Not Applicable
A.	Academic							
1	Content of Syllabi of the Courses	1.59	4.76	28.57	41.27	23.81	0.00	0.00
2	Extent of Syllabi Covered in the Class	3.23	9.68	27.42	40.32	19.35	0.00	0.00
3	Delivery of Syllabi in the Class	1.59	11.11	31.75	34.92	20.63	0.00	0.00
4	Use of Teaching Aids and ICT in the Class to Facilitate Teaching	1.59	6.35	26.98	30.16	34.92	0.00	0.00
5	Overall Experience with Internal Assessment (Quiz, Assignments, Presentations etc.)	1.59	11.11	38.10	33.33	15.87	0.00	0.00
6	Student Teacher Interaction	3.17	17.46	22.22	28.57	28.57	0.00	0.00
7	Integration of Theory and Practical in Classes (wherever applicable)	6.35	7.94	25.40	31.75	28.57	0.00	0.00
8	Stimulation for Innovative Thinking	6.35	19.05	26.98	25.40	22.22	0.00	0.00
9	Overall Learning Experience	3.23	12.90	22.58	35.48	25.81	0.00	0.00
10	Condition of Lab Equipment	3.17	9.52	20.63	31.75	34.92	0.00	0.00
11	Availability of Online Resources	1.59	3.17	23.81	28.57	42.86	0.00	0.00
12	Opportunities in the Department/ University for Research Activities	4.92	6.56	22.95	34.43	31.15	0.00	0.00
13	Opportunity to Participate in Seminar/ Workshop/ Conference/ Research Projects	6.35	14.29	23.81	31.75	23.81	0.00	0.00
14	Experience with Research Environment	5.26	15.79	26.32	35.09	17.54	0.00	0.00
15	Participation in Co-Academic And Cultural Events	6.35	11.11	28.57	38.10	15.87	0.00	0.00
B.	Infrastructure							
16	Classroom Facilities (LCD/Audio/ Computer/Seating Arrangement Etc.)	3.17	3.17	17.46	30.16	46.03	0.00	0.00
17	Library Reading Room Facility	0.00	9.52	15.87	34.92	39.68	0.00	0.00
18	Library Digital Resources and Reading Material Support	6.35	11.11	20.63	26.98	34.92	0.00	0.00
19	Internet Facility	4.76	3.17	15.87	31.75	44.44	0.00	0.00
20	University Website	3.17	9.52	28.57	31.75	26.98	0.00	0.00
21	Department Website	1.59	11.11	25.40	36.51	25.40	0.00	0.00

22	Sports Facility	14.29	11.11	22.22	36.51	15.87	0.00	0.00
23	Food Outlets/Canteens	14.29	36.51	22.22	23.81	3.17	0.00	0.00
24	Drinking Water Facility	11.11	19.05	25.40	26.98	17.46	0.00	0.00
25	Washroom Facilities	11.11	19.05	28.57	30.16	11.11	0.00	0.00
26	Hostel Facility	7.89	15.79	26.32	36.84	13.16	0.00	0.00
C.	Support System							
27	Experience of the Admission Process to the Programme you have Enrolled in	3.17	9.52	30.16	33.33	23.81	0.00	0.00
28	Help Received by Orientation Programme of the Department	5.17	12.07	36.21	27.59	18.97	0.00	0.00
29	Experience with University's Administrative Staff	3.23	9.68	38.71	25.81	22.58	0.00	0.00
30	Experience with Department's Administrative Staff	1.59	6.35	28.57	33.33	30.16	0.00	0.00
31	Timely Announcement of Result	1.61	14.52	32.26	38.71	12.90	0.00	0.00
32	Experience with Timely Availability of Mark Sheet	1.59	14.29	30.16	33.33	20.63	0.00	0.00
33	Experience with Evaluation Process	5.00	20.00	28.33	33.33	13.33	0.00	0.00
34	Experience with Placement Cell of the University/Department	15.79	19.30	31.58	26.32	7.02	0.00	0.00
35	Functioning Of Placement Cell Of The Department	18.33	26.67	30.00	16.67	8.33	0.00	0.00
36	Experience with Healthcare Facility	1.69	15.25	37.29	35.59	10.17	0.00	0.00
D.	Skills/ Competencies Developed During Course of Study							
37	Analytical Competency	5.36	16.07	44.64	21.43	12.50	0.00	0.00
38	Problem Solving Competence	5.08	10.17	49.15	16.95	18.64	0.00	0.00
39	Leadership	3.33	20.00	31.67	30.00	15.00	0.00	0.00
40	Time Management	3.28	16.39	40.98	27.87	11.48	0.00	0.00
41	Team Work/Collaboration Skills	6.35	12.70	36.51	28.57	15.87	0.00	0.00
42	Communication Competence	3.28	13.11	40.98	27.87	14.75	0.00	0.00
43	IT Skills	1.61	11.29	25.81	29.03	32.26	0.00	0.00
44	Critical Thinking	3.28	14.75	37.70	31.15	13.11	0.00	0.00
45	Entrepreneurial /Job Skills	6.56	11.48	39.34	34.43	8.20	0.00	0.00
E.	Overall University Experience							
46	Your Overall Academic Experience	3.17	14.29	23.81	34.92	23.81	0.00	0.00

Verbatim Responses

1. Workshops, Seminars and Lecture series should be conducted more often to make students explore the industrial environment.
2. It's amazing educational environment
3. Attendance must be compulsory
4. Do improve the Admission Process.
5. There should be more workshops on latest technology
6. Informative sessions with industries and foreign student exchange programs for studies.
7. Sorry but to say that at least 5 permanent teachers should be there in each department.
8. Well there're whole lot of things which needed to be highlighted, but the few which should be considered immediately are:
The teacher should respect student's choices, They should appreciate the students who do good in extra curricular whereas what they all do is make fun of them, criticizes them and make them suffer in academics.(Personal Experience)
The class room and subject should be revised after a certain period of time especially in technical courses.
There should be some exposure to the real world in syllabus rather than only theories.
There should be no name in the exam answer sheet as it was in graduation.
There should be some seminars, workshops etc.
There should be a system of equal opportunities for all and the information of any opportunity should have been floated among all at the same point.
Also, a mentor or senior who is pursuing higher education / research or working on some projects should be allotted to 1 or 2 students to minimize the gap and further more.
There should be time-to-time training and assessment for teachers as well.
9. Involvement of alumnae with students like guest lecture in a week so that students get very well aware and prepared.
10. Should give more emphasis on live projects to give real life experience to students.
11. Apart from the curriculum, technologies that are relevant currently in the industry must also be focused on and taught in the classroom.
12. There should be improvement in the course syllabus